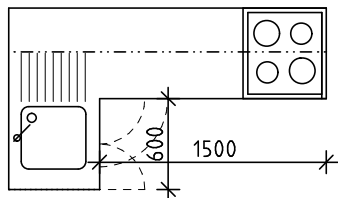
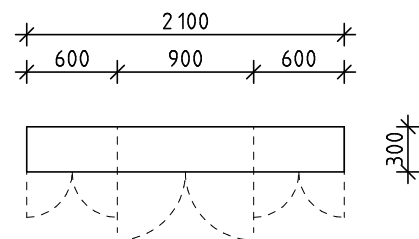


T30 SCHÉMA KUCH. LINKY

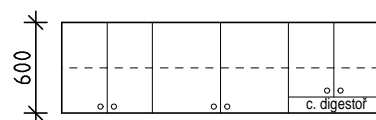
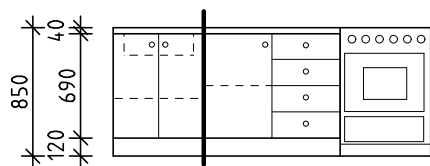
SPODNÍ SKŘÍŇKY
PŮDORYS



HORNÍ SKŘÍŇKY

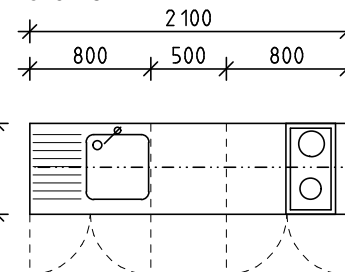


POHLED

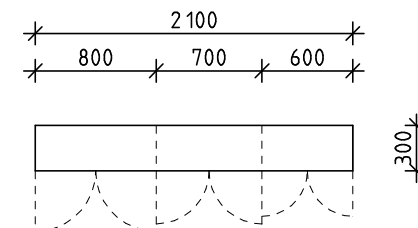


T31 SCHÉMA KUCH. LINKY

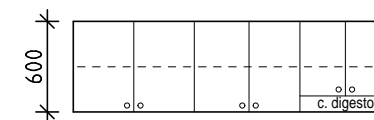
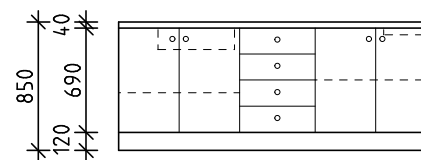
SPODNÍ SKŘÍŇKY
PŮDORYS



HORNÍ SKŘÍŇKY

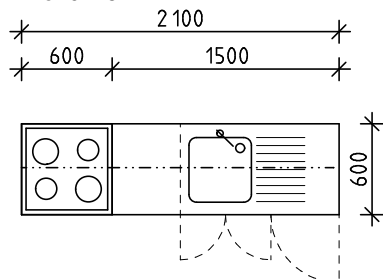


POHLED

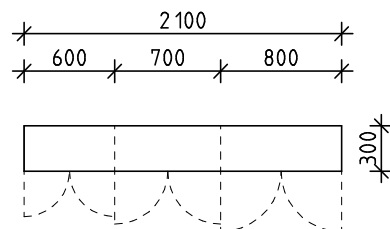


T32 SCHÉMA KUCH. LINKY

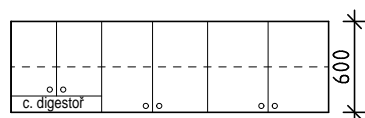
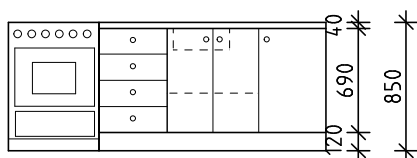
SPODNÍ SKŘÍŇKY
PŮDORYS



HORNÍ SKŘÍŇKY

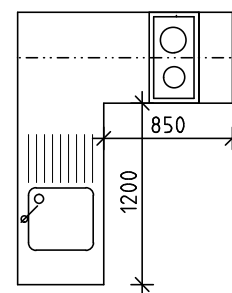


POHLED

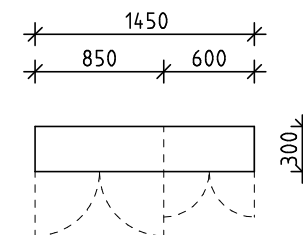


T33 SCHÉMA KUCH. LINKY

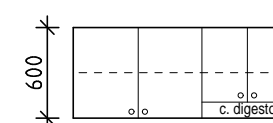
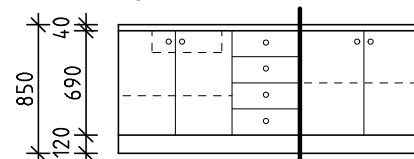
PŮDORYS



HORNÍ SKŘÍŇKY



POHLED



POZNÁMKA: POLOVINA KUCHYŇSKÝCH LINEK JE ZRCADLOVĚ OTOČENÁ
NUTNO UPRAVIT DLE SKUTEČNOSTI (VYŘÍZNOUT PRO STOUPAČKY TOPENÍ, KANALIZACE apod.)